
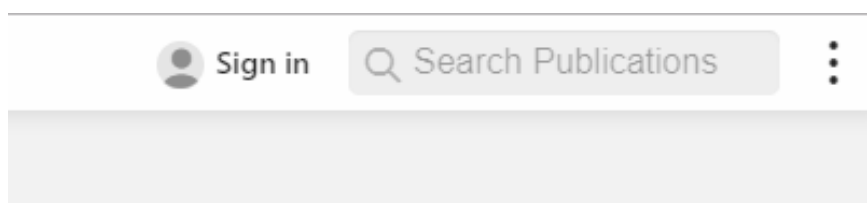




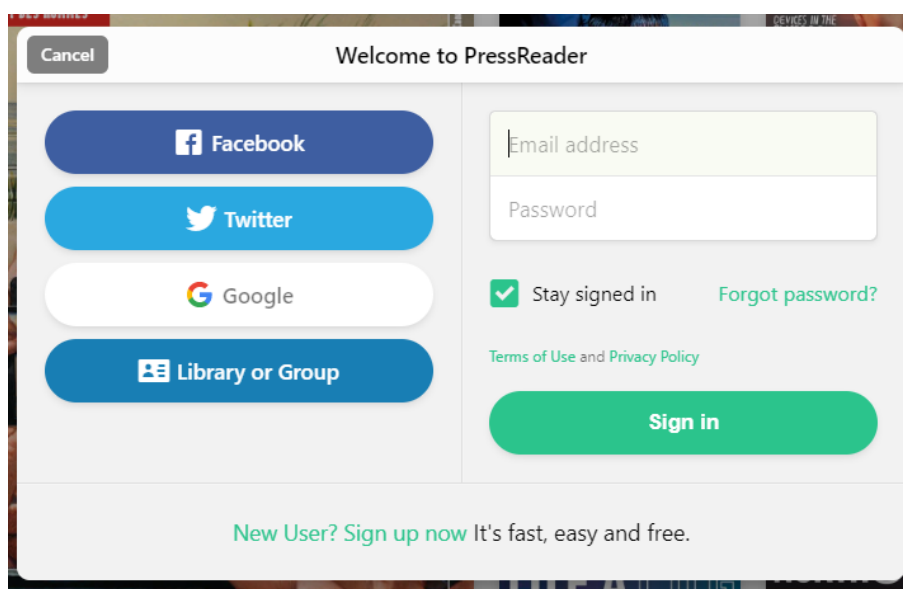
Instructions for PressReader



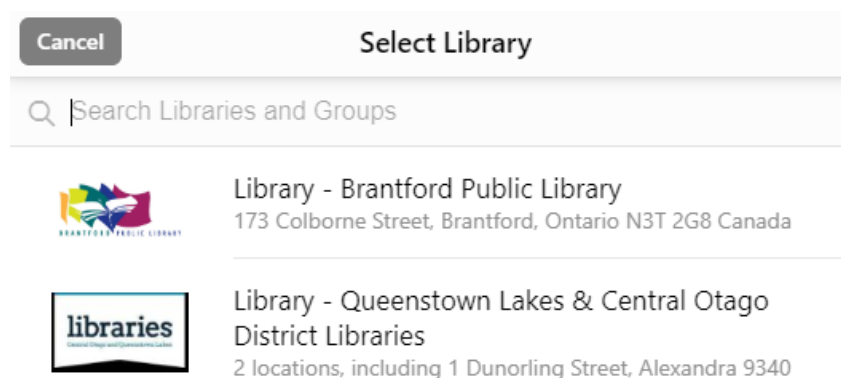
1. **Open** the internet – eg. Chrome
2. **Type** in the website address: <https://www.pressreader.com/>
3. **Go** to the top right hand corner and click on **“Sign In”**



4. Choose the button **“Library or Group”**




5. To choose your library



6. Start typing the word “**Western**”

Cancel Select Library

Western


 Library - Western Bay of Plenty District Council
4 locations, including 21 Main Road, Katikati 3129

Would you like complimentary access to PressReader? Visit one of our partners and connect to a PressReader HotSpot.
[Find the nearest HotSpot...](#)

7. **Double Click** on the “Library – Western Bay of Plenty District Council”

Cancel Library or Group Sign In

YOUR ACCESS TO PRESSREADER IS BROUGHT TO YOU BY YOUR LIBRARY OR GROUP. [LEARN MORE.](#)

 Library - Western Bay of Plenty District Council
4 locations, including 21 Main Road, Katikati 3129

ENTER YOUR LIBRARY CARD NUMBER AND PIN TO SIGN IN

Library card number	Required
PIN	Required

I agree to allowing PressReader to verify and exchange my registration information with my public library.

I agree to PressReader's [Terms of Use](#), [Privacy Policy](#) and [Software License Agreement](#) and I understand that my registration information will be used in accordance with those agreements.

Stay signed in

Sign in

For assistance with your library card, please [contact your library.](#)

8. Enter in your “**Library card number**”, this is a mix of letters and numbers,

e.g. XB123456

9. With your “**personal pin number**” that you have already setup with the

library staff’s help e.g. 1234